

Lives Touched - Persons Served 2014-2015

Annual Statistics



September 19, 2015

College of Mount Saint Vincent

Founded in 1847, a liberal arts college rooted in the Catholic intellectual tradition and the mission of its founders and sponsors.



1766

TOTAL ENROLLMENT - FALL 2015

1372

Undergraduate College *FTE PT/58

178

Accelerated Nursing Degree *FTE

92

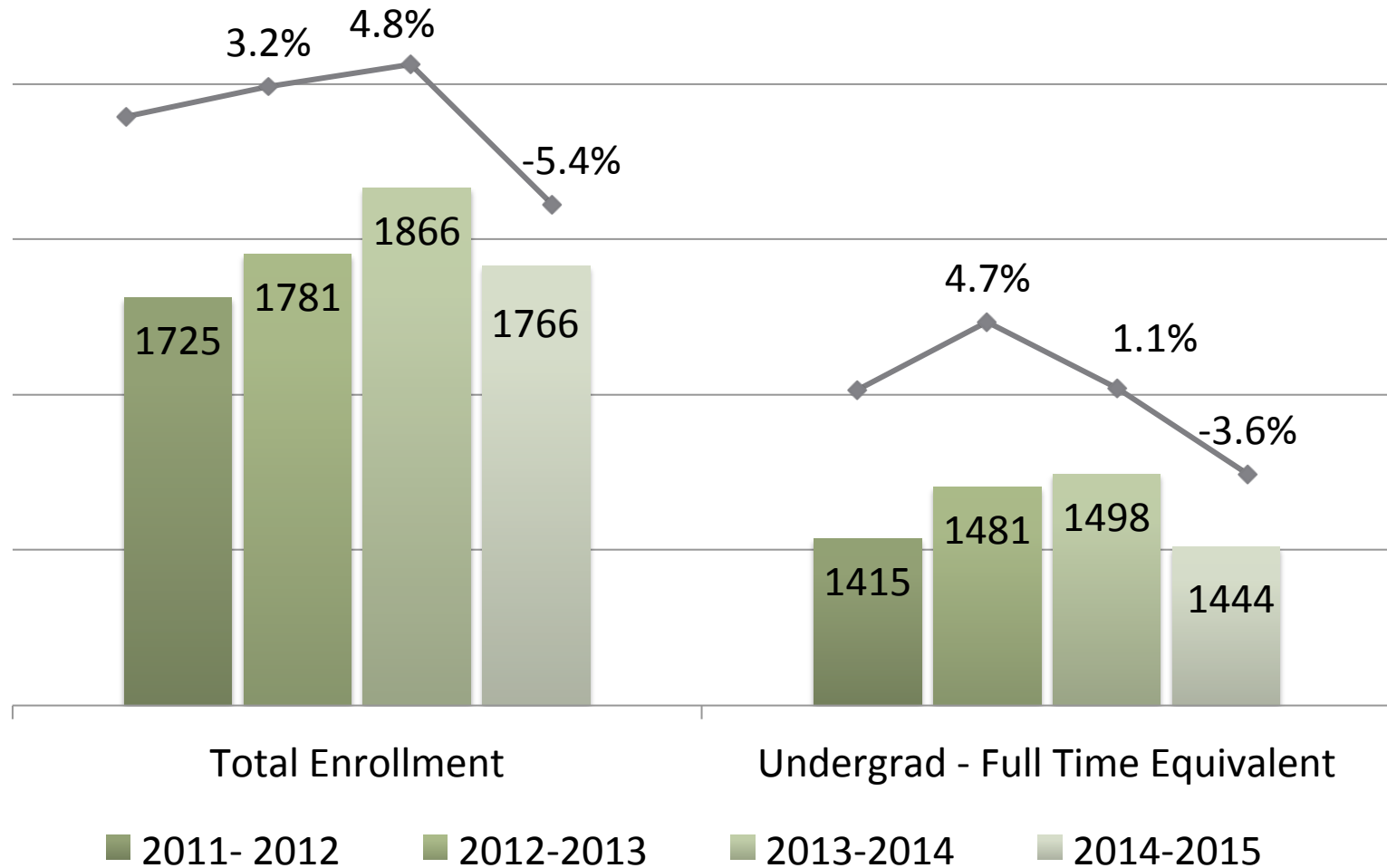
Graduate Students *FTE

*FTE = Full Time Equivalent

College of Mount Saint Vincent



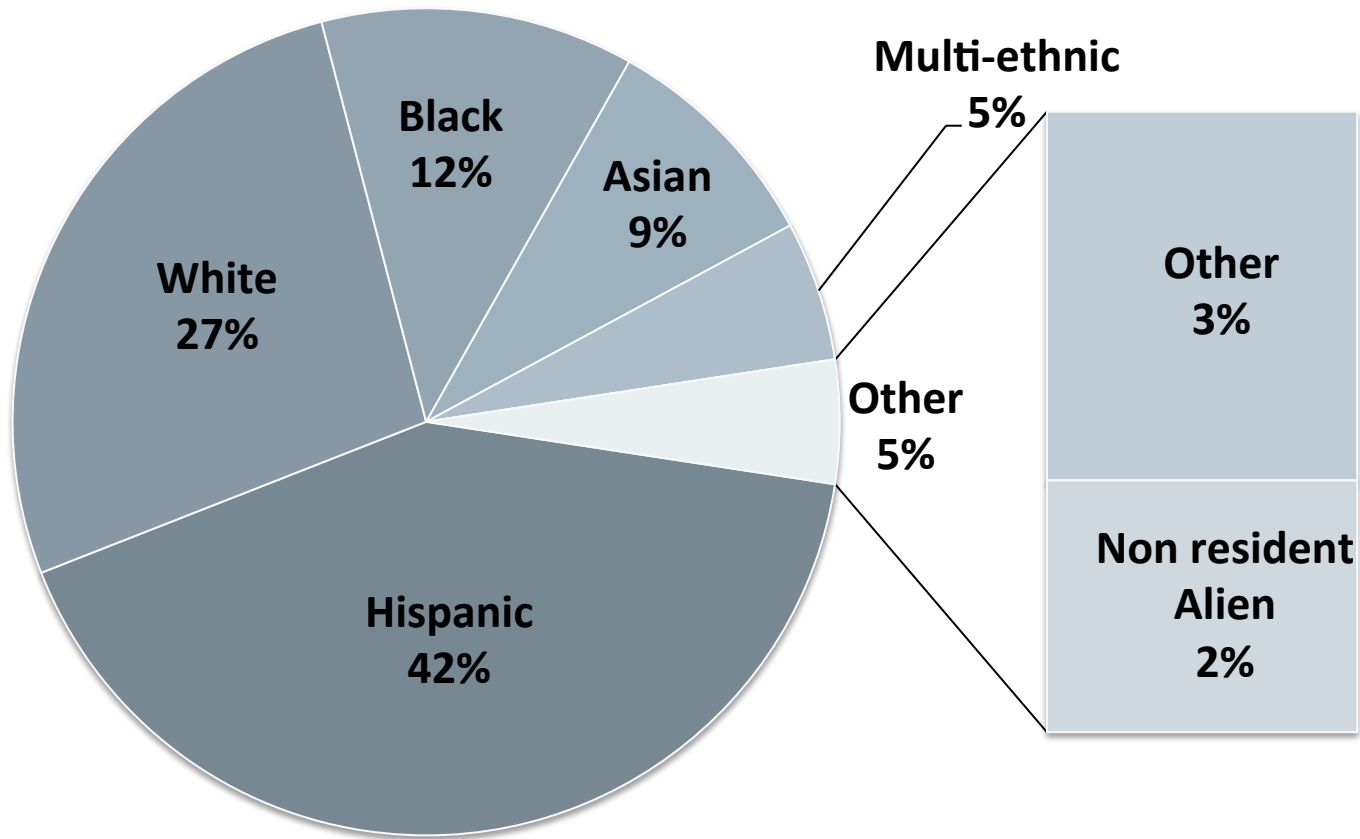
Growth in Enrollment



College of Mount Saint Vincent



Distribution of Undergraduates by Racial/ Ethnic Identification



Elizabeth Seton Pediatric Center

Year Over Year Comparison

| Figure Description | 2012-2013 | 2013-2014 | 2014-2015 |
|-----------------------------|-----------|-----------|-----------|
| Children in Residence | 135 | 136 | 137 |
| Discharges | 68 | 80 | 48 |
| Discharge to Home/ Family | 35 | 33 | 21 |
| Discharge to Other Facility | 22 | 7 | 6 |
| Discharge to Foster Care | 2 | 3 | 0 |
| Deaths | 3 | 8 | 4 |
| Lost bed when hospitalized | 10 | 29 | 17 |

The Elizabeth Seton Pediatric Center is committed to changing the lives of medically fragile children, one child at a time.

137

• Children in Residence

48

• Discharges

➤ 21

To Home/Family

➤ 17

Lost bed when hospitalized

➤ 4

Deaths

➤ 6

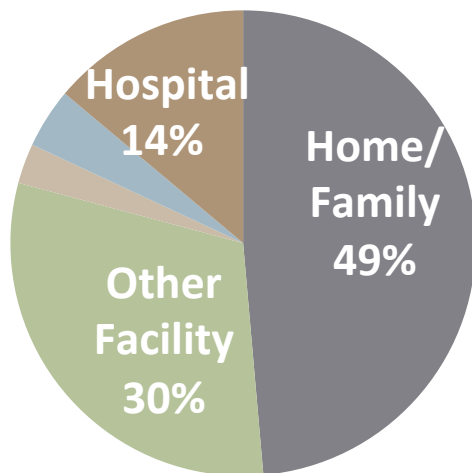
To Other Facility

➤ 0

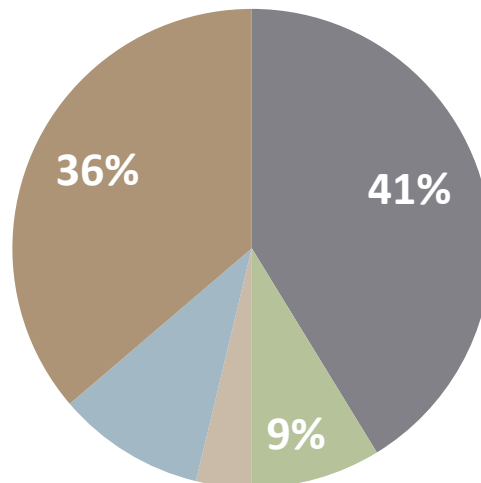
To Foster Care

As children leave the residence....

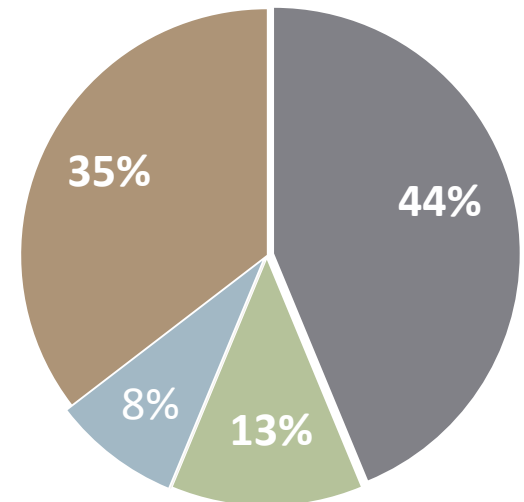
2013



2014



2015



- Home/Family
- Other Facility
- Foster Care
- Deaths
- Lost Bed When Hospitalized



A New York State approved program that offers exceptional educational opportunities to children with and without disabilities in a variety of center and home/ community settings.

1005

- Children Served- Unduplicated Count

77

- In home & community based settings

595

- School age, preschool, integrated and early intervention settings

402

- Received evaluations

285

- Families received ongoing service coordination

John A. Coleman School

Year over Year Comparison

| Figure Description | 2012-2013 | 2013-2014 | 2014-2015 |
|---|-----------|-----------|-----------|
| Children Served- Unduplicated Count | 918 | 955 | 1,005 |
| Home and Community Based Settings | 62 | 71 | 77 |
| School Age, Preschool, Integrated and Early Intervention Settings | 566 | 515 | 595 |
| Received 944 Evaluations | 371 | 372 | 402 |
| Received ongoing service coordination | 345 | 305 | 285 |



An outpatient pediatric diagnostic and treatment center providing services children ages birth to 21, who reside in Westchester, Putnam, Rockland, Dutchess and Orange Counties and the Bronx.

2175

- Children Served- Unduplicated Count

41,419

- Medical & therapeutic services provided

846

- New referrals

44

- Families receiving Care-At-Home case management

38

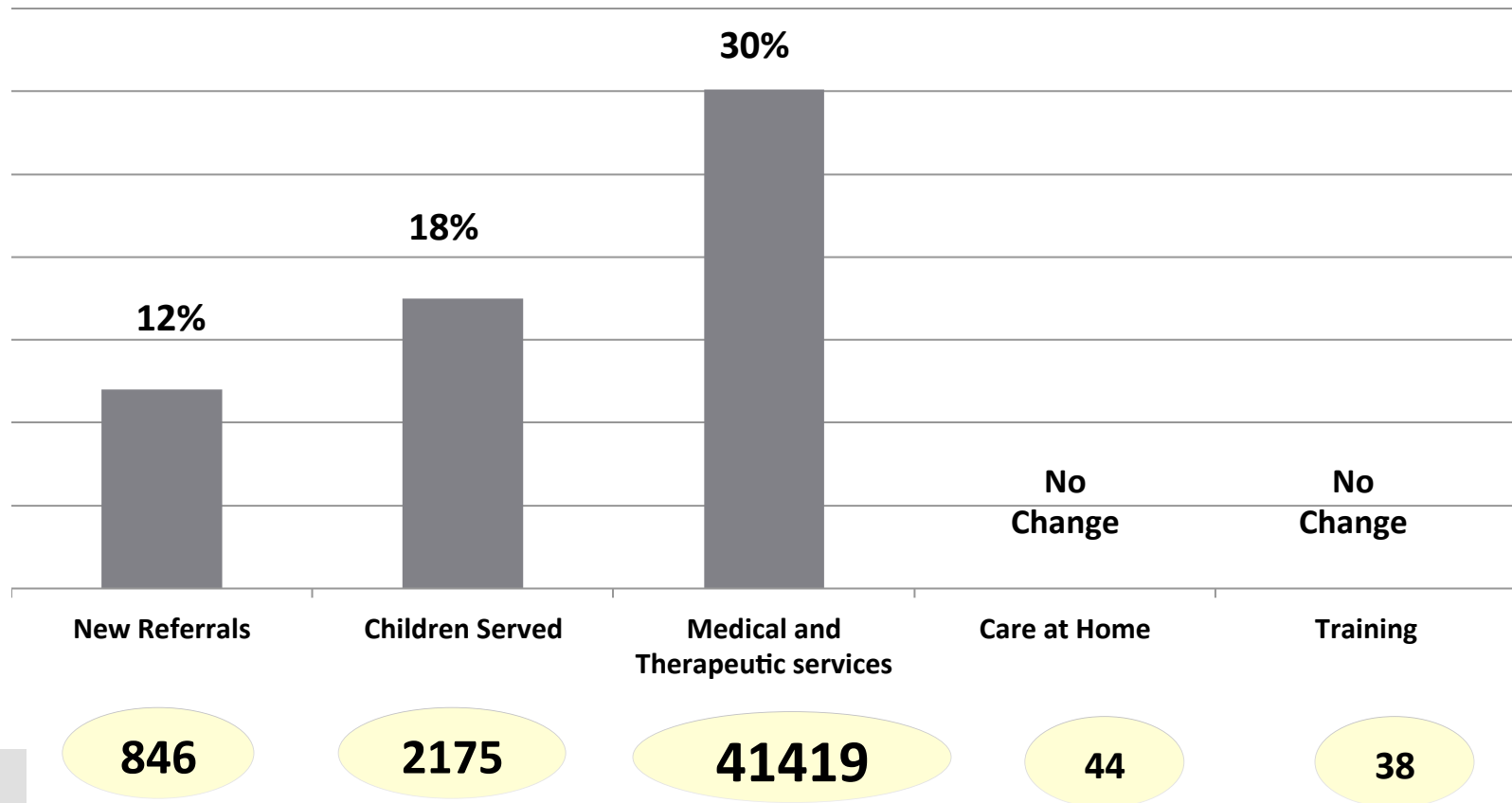
- Training & staff development opportunities

Children's Rehabilitation Center

Year over Year Comparison

| Figure Description | 2012-2013 | 2013-2014 | 2014-2015 |
|---|-----------|-----------|-----------|
| Children Served | 1,539 | 1,851 | 2,175 |
| Medical and Therapeutic Services Provided | 26,047 | 31,831 | 41,419 |
| New Referrals | 643 | 753 | 846 |
| Receiving Care-At- Home | 31 | 44 | 44 |
| Training and Staff Development | 22 | 38 | 38 |

Children's
Rehabilitation Center
Where Dreams Take Flight



Total Number of Services in 2015 With Percent of Increase over 2014 Shown



A unique city-wide program that creates faith communities with homeless persons in shelters, drop-in centers, a drug rehabilitation program and an HIV/AIDS residence.

Over 3,000 Lives Touched

Weekly

- drop-in center, transitional housing and 4 shelters
- Street ministry reaches those living in public location
- Team Enrichment: Spiritual development for team and community

20 per group
80 per week
10-15 per group

Monthly

- Men's and Women's Empowerment Groups
- Leadership Study Day

35 per group
100-130 people

Annually


- 3 retreats (one each for men and women and one joined)
- Summer Picnic
- Christmas Celebration

24 - 44 per retreat
300 served
300 served

New!

- Franciscan Friars offer space for monthly client gatherings
- Certification of team members to process housing applications

100
capacity
2 certified



*The Elizabeth Seton Women's Center,
rooted in the Christian tradition,
is dedicated
To women's spirituality
and empowerment.*

2013

Board of Directors appointed

2014

- Planning Committee was appointed
- 40 women took part in focus groups across four counties: Dutchess, Manhattan, Rockland, Westchester

2015

- Board approved part time Director position
- Recruitment in progress



A shelter for homeless women and their children which provides a safe, secure and caring environment for hundreds of families referred by the N.Y.C. Department of Homeless Services.

17 Families

- Fox House Capacity

70 Families

- Served in 2015

121 Children

- Served in 2015

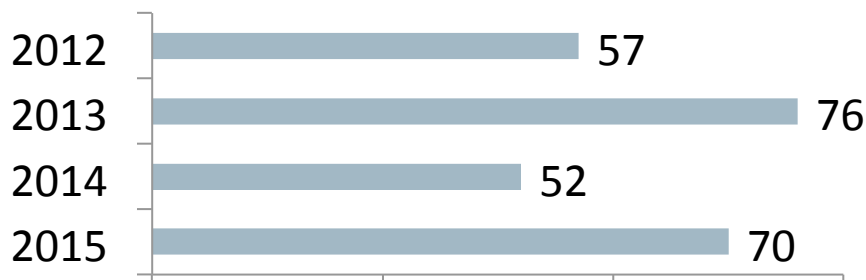
15 Babies

- Born in the facility this year

15

- Placed into permanent housing

Families Served Annually



Census is low due to:

A lack of subsidized housing in NYC

Women working for a minimum wage cannot afford rent.

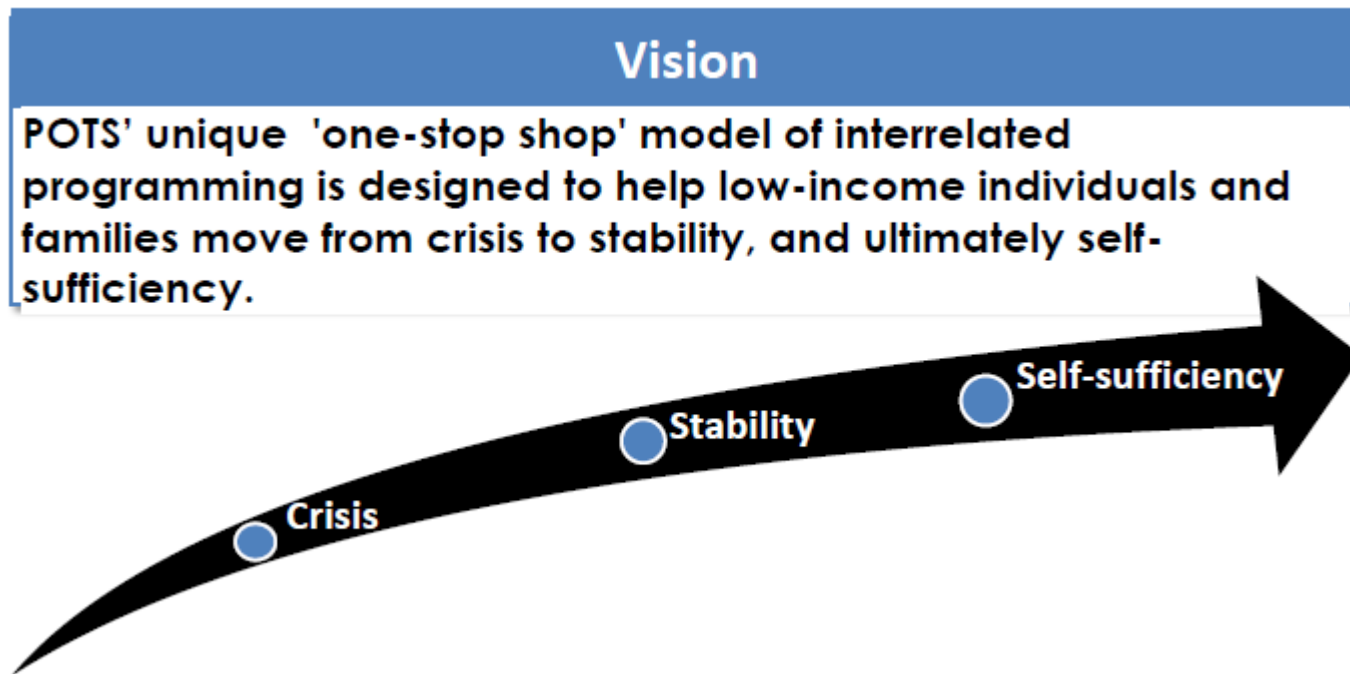
(\$7.50 per hour @ 40 hours = \$300 per week)



Founded in 1869 - helps children, youth and adults in need through advocacy and preventive and in-care services that help each individual reach his or her potential.

| Figure Description | 2011-2012 | 2012-2013 | 2013-2014 | 2014-2015 |
|---|-----------|-----------|---------------|-----------------------------------|
| Day Care/ Nursery | 532 | 80 | 76 | 78 |
| Summer Camp | 175 | 135 | 171 | 184 |
| After School (Pre-School) | 94 | 218 | 130 | 75 |
| Foster Boarding Homes | 1,466 | 1,037 | 1,161 | 1255 |
| Congregate Care (Maternity Residence) | 355 | 355 | 147 | 99 |
| Children reunited- family | 428 | 304 | 259 | 193 |
| Foster children adopted | 99 | 94 | 58 | 59 |
| Families Receiving Preventive Services | 601 | 671 | 996 | 2177 |
| Individuals Receiving Temp Housing | 23 | 25 | 24 | 33 |
| Individuals in Maternity Residence | 30 | 28 | 65 | 50 mothers & 49 babies |
| Individuals Receiving Counseling | 701 | 322 | 2,377 | 356 |
| Individuals Receiving Treatment for Addiction | 100 | 66 | 55 | 41 |
| Individuals with Developmental Disabilities in Residences | 182 | 196 | 191 | 249 |
| Adults receiving overnight respite | 75 | 75 | Not Available | Not Available |
| Children Receiving Overnight Respite | 186 | 164 | 201 | 210 |
| Haven Academy | 214 | 239 | 274 | 330 |
| Head Start- Puerto Rico | 1,100+ | 1,190+ | 1121 | 1190 |

POTS is a program widely recognized for its unwavering commitment to addressing root causes of poverty, always in an atmosphere of respect and compassion. Its mission is to be a loving community that nourishes the basic needs and hungers of all who seek assistance.



Part Of The Solution

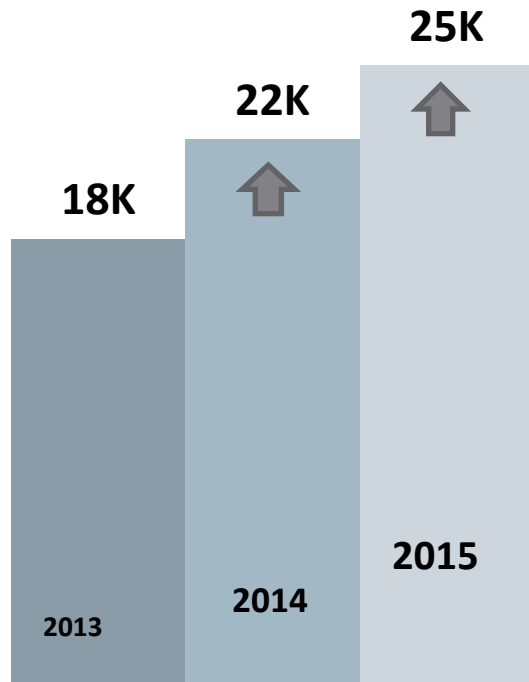
Year Over Year Comparison

| Figure Description | 2012-2013 | 2013-2014 | 2014-2015 |
|---|-----------|-----------|----------------|
| Individuals Assisted | 18,000 | 22,000 | 25,000 |
| Meals provided in dining room and pantry | No Data | 807,000 | 836,000 |
| Individuals enrolled in SNAP | 1,200 | 1,223 | 1753 |
| Evictions prevented | 192 | 158 | 156 |
| Individuals receiving free tax prep and EITC | 161 | 152 | 171 |
| Individuals placed in supportive housing | 28 | 26 | 30 |
| Individuals received case management services | 4,500 | 5,100 | 6800 |
| Service units in Day-to-Day Program | 46,000 | 41,000 | 38000 |
| Families participated in the Family Club Program | 12 | 24 | 28 |
| Value in cash/ non- cash benefits provided to the surrounding community | \$8.8M | \$10M | 12M |

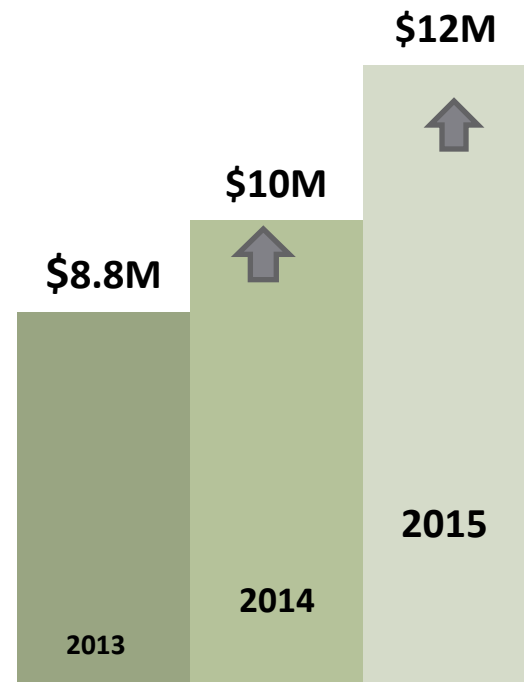


Part of the Solution

Feeding Our Neighbors Nourishing Our Community



Individuals Assisted



Cash & Non-Cash Benefits Provided to Community

The center has been an integral part of the healthcare system in the region for over 120 years. We strive for excellence in healthcare in an atmosphere of support and shared ministry.

| Figure Description | 2012-2013 | 2013-2014 | 2014-15 |
|--------------------------------------|------------------|------------------|----------------|
| Admissions | 9,033 | 9,033 | 8,282 |
| Discharges | 8,976 | 8,821 | 8,273 |
| Ambulatory Surgery Visits | 3,578 | 3,519 | 4,207 |
| Emergency Room Visits | 39,509 | 37,988 | 37,634 |
| Primary Care Clinic Visits | 28,323 | 32,068 | 35,391 |
| Outpatient Psychiatry Visits | 123,979 | 125,534 | 137,336 |
| Outpatient Rehabilitation Visits | 8,735 | 8,485 | 8,737 |
| Renal Dialysis Visits | 4,548 | 3,231 | 3,258 |
| Methadone Clinic Visits | 587,661 | 580,685 | 517,776 |
| Alcohol Clinics | 46,315 | 50,935 | 52,728 |
| Private Referred Ambulatory Visits | 68,841 | 67,219 | 55,671 |
| Dental Clinic Visits | 7,359 | 7,359 | |
| Residential Days- Supportive Housing | 216,657 | 228,851 | 259,571 |
| Housing Units | 808 | 883 | 839 |



The Barbara Ford Peacebuilding Center



Promotes integrated human and spiritual development by offering programs of all types; social, spiritual, educational, cultural, political, and judicial.

Activities

| | Direct Beneficiaries | Indirect Beneficiaries |
|---|----------------------|------------------------|
| Psychosocial Care for Pregnant Girls and Mothers | 54 | 270 |
| Training in Mental Health "Utz Kaslemal" to Midwives | 85 | 600 |
| Training Youth Entrepreneurship and economic development | 277 | 1,385 |
| Training Youth for Civic Participation and Advocacy | 185 | 925 |
| Training Youth , Teachers and Parents on themes of sexual education | 1,125 | 7,625 |
| Mobile Integral Health Days | 6,480 | 12,960 |
| Hands-on Medical Seminars by Intl / Global Healthworks Foundation | 3,000 | 15,000 |
| TOTAL | 11,206 | 38,765 |



As an expression of our reverence for creation, the Mission of Sisters Hill Farm is to grow healthy food, which nurtures bodies, spirits, communities, and the earth.





Founded in 1998, the Corporation develops and operates affordable and supportive housing programs in Manhattan, Staten Island, and Rockland County.

Over 800 Residents Served

625

- Total Units

\$15,486

- Average Resident Income

\$356

- Average Rent Across All Housing

75

- Average Age of Senior Housing Residents

2-5 Years

- Average Waiting List for Senior Housing

5 Top Languages

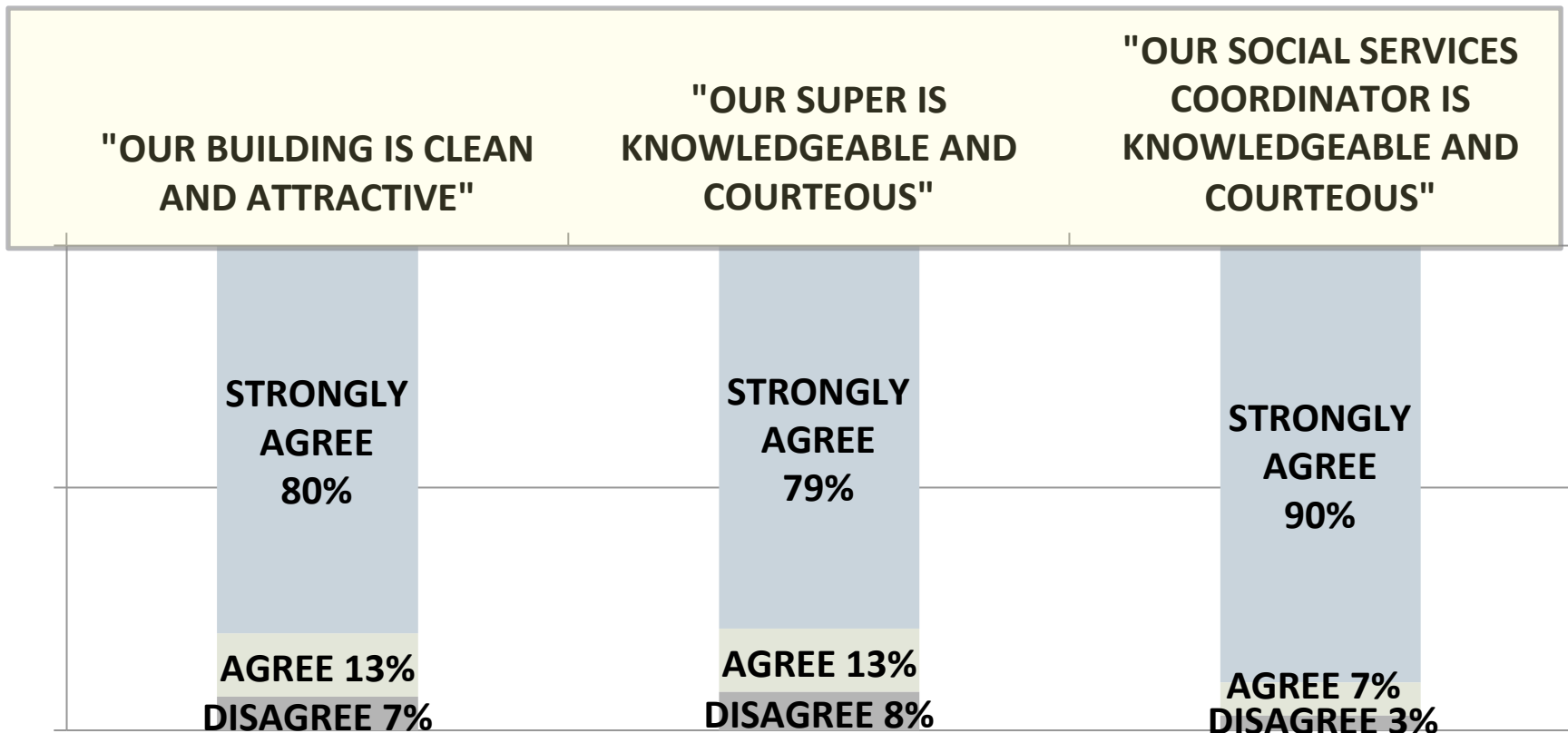
- English, Español, русский (Russian), 한국어(Korean), 中国 (Chinese)

QUALITY ASSURANCE

In 2015, senior residents were surveyed to evaluate facility quality and staff.

- 297 valid surveys were returned (55% response rate).
- The anonymous survey was provided to residents in their native language.
- Residents were asked whether they agree with the following statements.

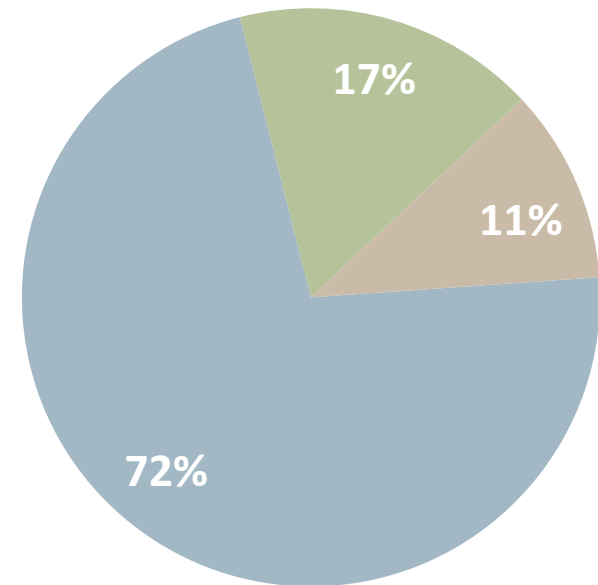
Here are the results:



Resident Services



Units by Location



- Staten Island
- Rockland
- Manhattan



A vibrant and welcoming center dedicated to improving the lives of new immigrants. Casa provides a safe haven where all are welcomed and treated with dignity and respect.

More Than 700 Immigrants Served

72 Adults - 58 Children

•ESL Classes

3

•Students in Citizenship Preparation

300+

•Attended DAPA/DACA Workshops open to the SW Yonkers Community

238

•Immigration Attorney Consultations

4

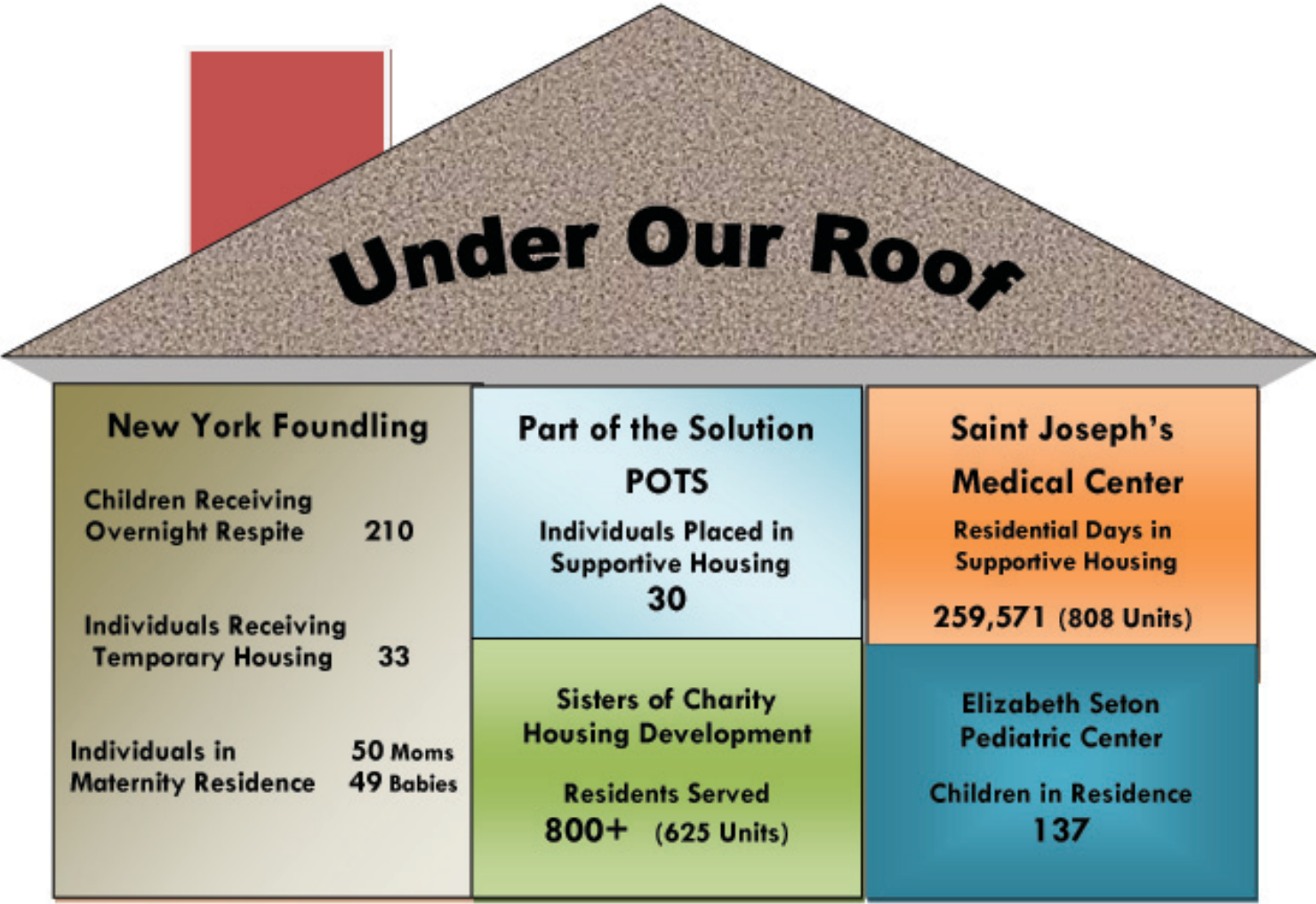
•Students from Sarah Lawrence College mentored

56

•Students from St. Raymond's HS for Boys mentored

21

•Job Placements



Under Our Roof

New York Foundling

Children Receiving
Overnight Respite 210

Individuals Receiving
Temporary Housing 33

Individuals in
Maternity Residence 50 Moms
49 Babies

Part of the Solution POTS

Individuals Placed in
Supportive Housing
30

Sisters of Charity Housing Development

Residents Served
800+ (625 Units)

Saint Joseph's Medical Center

Residential Days in
Supportive Housing
259,571 (808 Units)

Elizabeth Seton Pediatric Center

Children in Residence
137